

Collection: **AVALOX**

General information:

Congratulations on your furniture purchase.

This piece of furniture is mainly made of HPL is strong, hard, light and resistant to acids, among other things. It has a high color fastness and is scratch resistant. An additional advantage is that it is much less sensitive than real wood; it doesn't work and it doesn't require maintenance. Wiping with a damp cloth is sufficient. Also with spills or stains, it's sufficient to wipe on a regularly basis with a damp clean cloth (without cleaning products) and don't forget to wipe the surface dry afterwards!

General recommendations:

- o Wood expands and shrinks in response to humidity changes, the so-called "working of the wood". In order to prevent excessive shrinkage and expansion, indoor air humidity should ideally be kept between 40% and 60%. During colder months in particular, indoor humidity decreases due to decreased ventilation and central heating. Therefore we advise you to hang water-filled reservoirs on your radiators.
- o It is normal that through the working of wood discolored edges are visible on the side panels and tops. This is a direct result of the construction of the furniture and cannot be avoided. To fix/correct these discolored edges to the original color, you can contact the store to request a correction marker.
- o To prevent unnecessary pressure on the connecting pieces of the furniture, place the furniture on an even surface.
- o Do not place the furniture near a heat source or in direct sunlight.
- o We advise against placing the furniture next to an air conditioning unit.
- o When moving the furniture, it is advisable to empty it before lifting it. Dragging could damage both the furniture and the floor.
- o We recommend you use table mats and coasters made of cork or felt under pans, mugs, coffee pots, etc. to prevent damage caused by spills. Do not use table mats or coasters made of plastic, rubber or similar materials that contain plasticizers as this may attack the finish (or lacquer).
- o Any spills should be cleaned up immediately with a dry cloth or tissue until the surface is dry.
- o To prevent discolouring, it is advisable to frequently move any surface decorations, especially during the first year.
- o It is advisable to protect the surface of the furniture when writing, drawing etc. to prevent possible damage.
- o To avoid possible damage to the floor, we advise putting plastic caps or felt on the legs of the furniture.
- o It is possible that the characteristic smell of the wood may be noticeable for a while. The smell usually disappears after one or two weeks. Additional ventilation can speed up this process.
- o Please note that our furniture is guaranteed for indoor household use only and is therefore not suitable for commercial use. All warranty claims are invalid if the furniture is used commercially or outdoors.
- o Please clean your item of furniture with a clean, soft cloth before use. Be particularly thorough when cleaning the edge of the table top in order to remove dust and/or paint remnants that might damage your chairs or clothing.
- o We advise you NOT to push chairs up against the table. Leave some space between the table and chairs to avoid creating unsightly depressions or discoloration in the chair backs or armrests.

Specific recommendations for tables:

- o Tables with extensions have less height under the table which can result of not fitting an entire armchair under the table.
- o We recommend using an extendable table in its extended position initially to avoid any colour variations.
- o For assembly and use please follow the additional instructions.

Collection: **AVALOX**




Avalox in natural color. It is HPL therefore colors are similar on all items. Knots/cracks are depending on print. Avalox comes in natural and driftwood color.



Avalox in natural color. It is HPL therefore colors are similar on all items. Knots/cracks are depending on print. Avalox comes in natural and driftwood color. Edge band is always black.

Collection: **AVALOX**



Black edgeband on natural table , it is same color as on driftwood table.

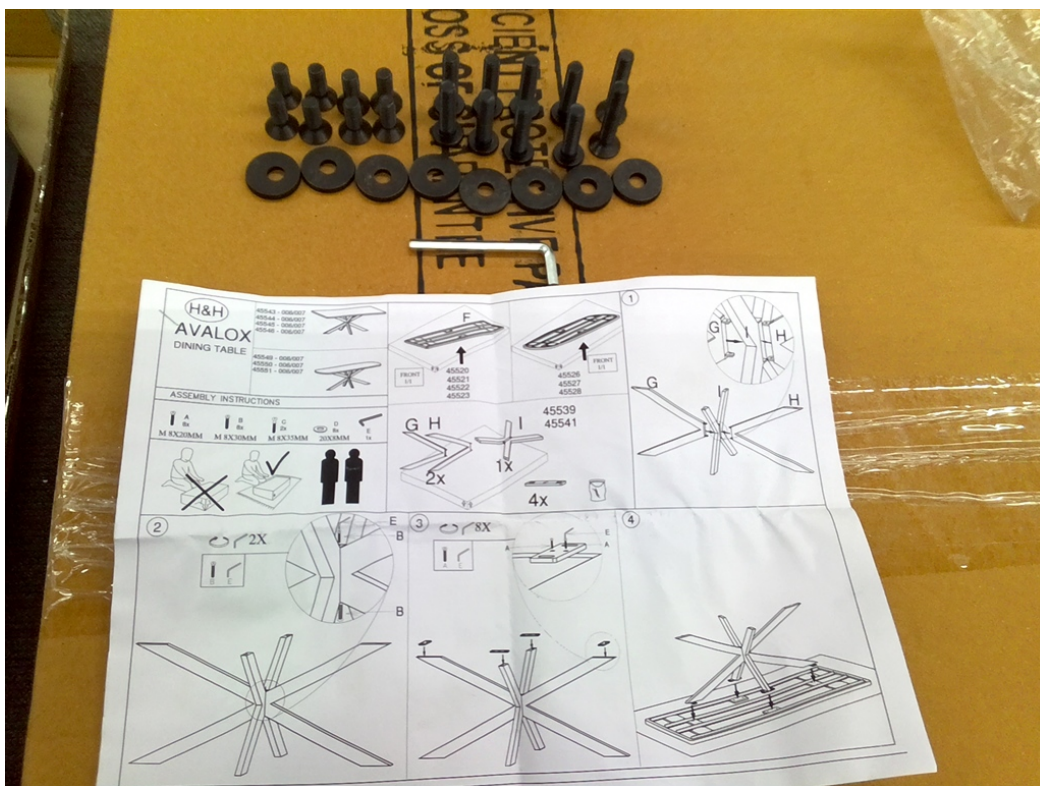


Black edgeband on natural table , it is same color as on driftwood table. Between top and edgeband there is a small light line visible. this is inevitable. Also edge band has to start and stop somewhere therefor one vertical seam will be visible on the edge band.

Collection: **AVALOX**



Red hardware bag , visible by red ribbon on outside . make sure to collect and not throw away. it contains bolts and washers.




Assembly instruction to be followed when assembling the table . Make sure not to fix tightly immediately but first put all screws in place. this allows you to adjust a little during assembly.

Collection: **AVALOX**



Assembly blocks for legs and anti bending irons to prevent table from bending.



Assembly blocks and anti bending irons on round table.

Collection: **AVALOX**



natural colored HPL top.



packed butterfly system
on extension table.

Collection: **AVALOX**



blocks to lock the table
when extended or
closed.



natural colored top.

Collection: **AVALOX**




rampa inserts for
assembly bolts.



assembly blocks are
available on one top for
different legs.

Collection: **AVALOX**



assembly plates for top of leg , make sure they are correctly mounted otherwise one will not be able to assemble the tables.



powdercoated leg part for central leg.

Collection: **AVALOX**




assembled
powdercoated central
leg , after leg assembly
it can be connected to
top. After that all
screws/bolts can be
tightened,



assembled
powdercoated central
leg , after leg assembly
it can be connected to
top. After that all
screws/bolts can be
tightened,

Collection: **AVALOX**



leg assembly, make sure top plates are mounted correctly , otherwise one will be not able to assemble the table.



adjustable sliding nail for compensate unlevel flooring.

Collection: **AVALOX**



table in drift wood.
Driftwood is HPL
therefore one table
cannot be wilder than
other one. Color is
always equal to
showroom. HPL is
artificial print with
coating.



table in drift wood.
Driftwood is HPL
therefore one table
cannot be wilder than
other one. Color is
always equal to
showroom. HPL is
artificial print with
coating.

Collection: **AVALOX**



table in drift wood.
Driftwood is HPL
therefore one table
cannot be wilder than
other one. Color is
always equal to
showroom. HPL is
artificial print with
coating.




Inlay protection on
extension table.

Collection: **AVALOX**

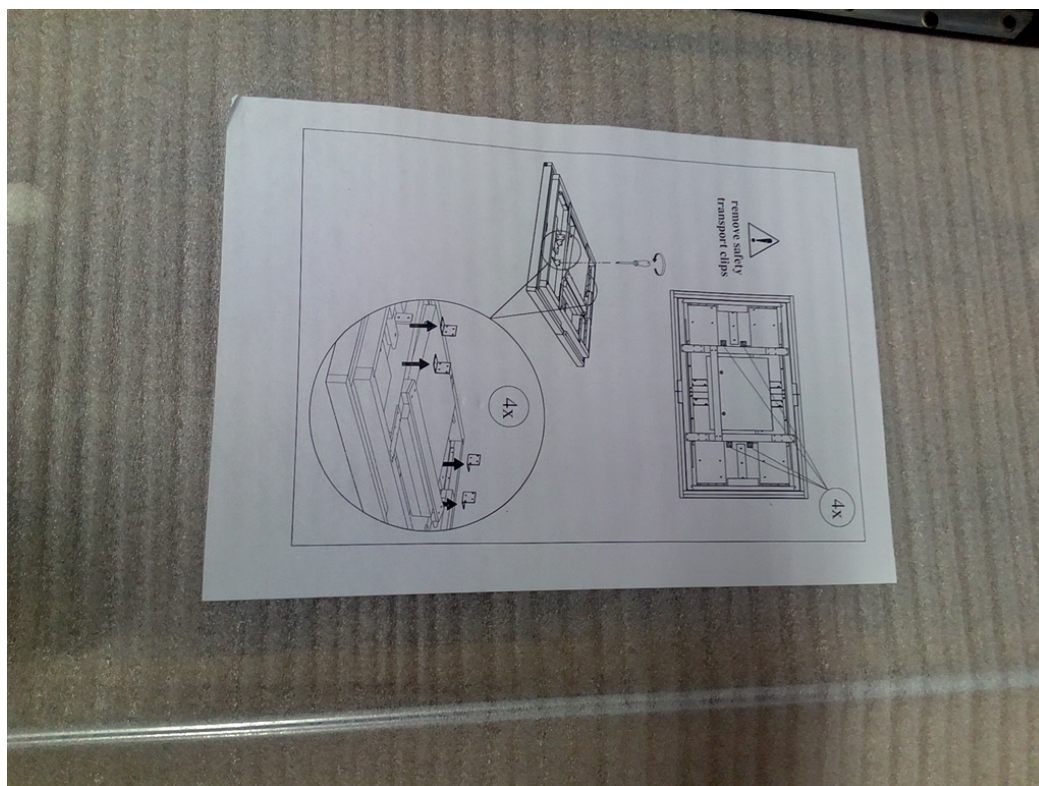


Inlay protection on extension table.



wooden clips to lock table when extended or closed.

Collection: **AVALOX**



Metal brackets are for transport safety . After assembly these must be removed.



white brackets need removal after assembly.

Collection: **AVALOX**



closed ext table in drift wood. When closed , grain is continuing. When extended , inlay is not with continuing grain.



folding system for extension table.

Collection: **AVALOX**



folding system for extension table. to prevent damage , make sure table is 100% open before unfolding the inlays.



extendable table in extended for , no continuing grain on inlays.

Collection: **AVALOX**



color check on driftwood
HPL.




Assembly plates for V
and I leg

Collection: **AVALOX**



Assembly plates for V
and I leg



assembly of leg plates.

Collection: **AVALOX**



central leg has small assembly plates, I and V leg has big ones.



make sure plates are properly mounted , otherwise they will not fit the holes in the top.

Collection: **AVALOX**



natural color HPL.



table in natural HPL.

Collection: **AVALOX**



The black spots are part of the pattern on the HPL



The black spots are part of the pattern on the HPL

Collection: **AVALOX**




The black spots are part of the pattern op the HPL



color according to the master panel

The black spots are part of the pattern op the HPL

Collection: **AVALOX**



The black spots are part of the pattern on the HPL



On the seam of the 2 edgeband connections a 45° connection is visible.