

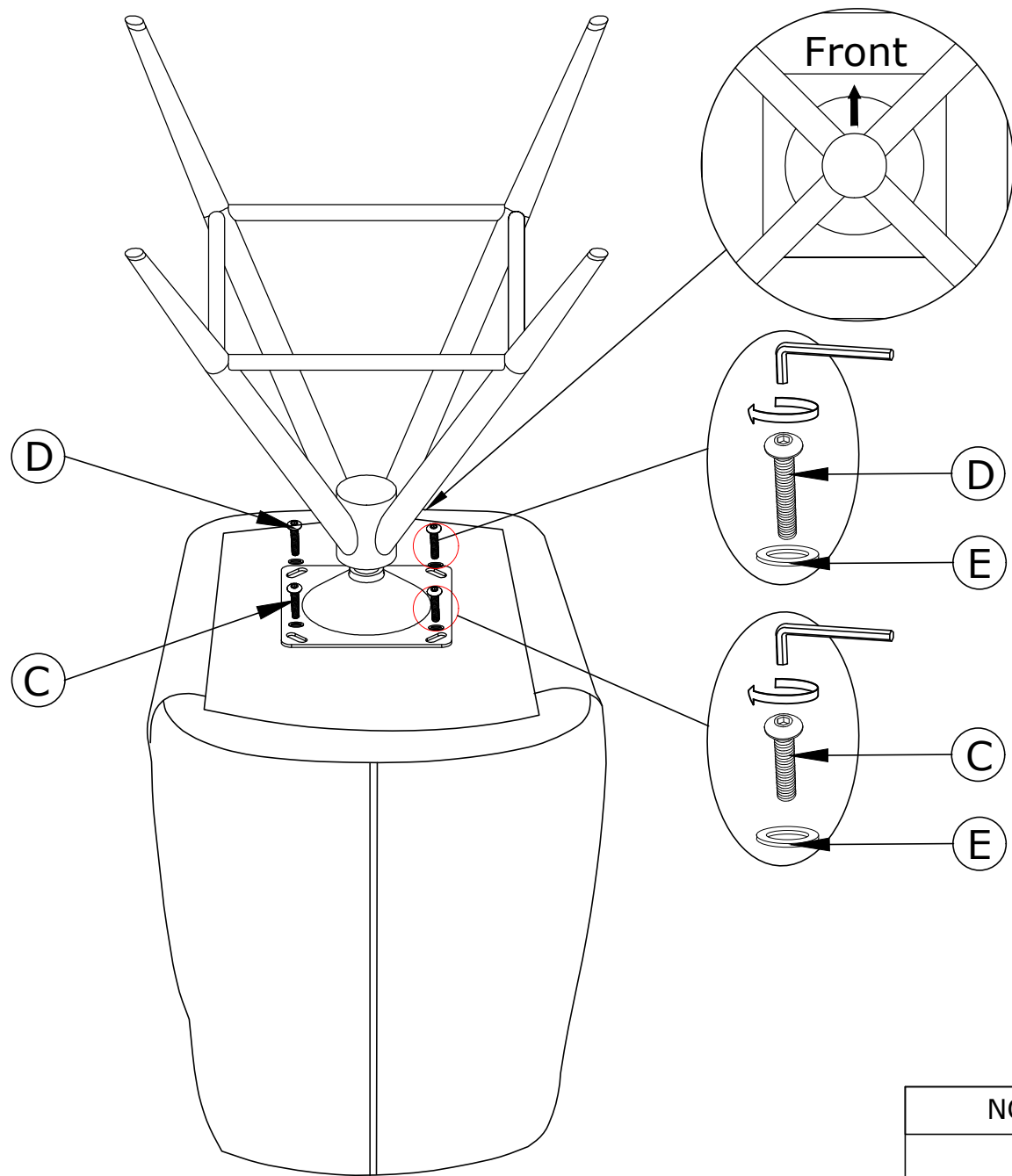


- Assemble the frame to the bottomside of the seat with the 2pc.Bolts (D)(front side of seat) and 2pc.Bolts (C)(back side of seat) with 4 pc(E),then tighten them with the L-key (F).
Make sure the arrow on the assembly plate points to the frontside of the chair



ONE PERSON



FR

Pensez à
donner ou recycler.



Association

ou



Magasin

ou



Déchèterie

<https://quefairedemesdechets.fr>

NO:	A	B	C	D	E	F
FITTINGS:						
			PAN HEAD BOLTS M6X20MM	PAN HEAD BOLTS M6X30MM	Ø6x16x1.5MM	5MM
QTY:	1	1	2	2	4	1