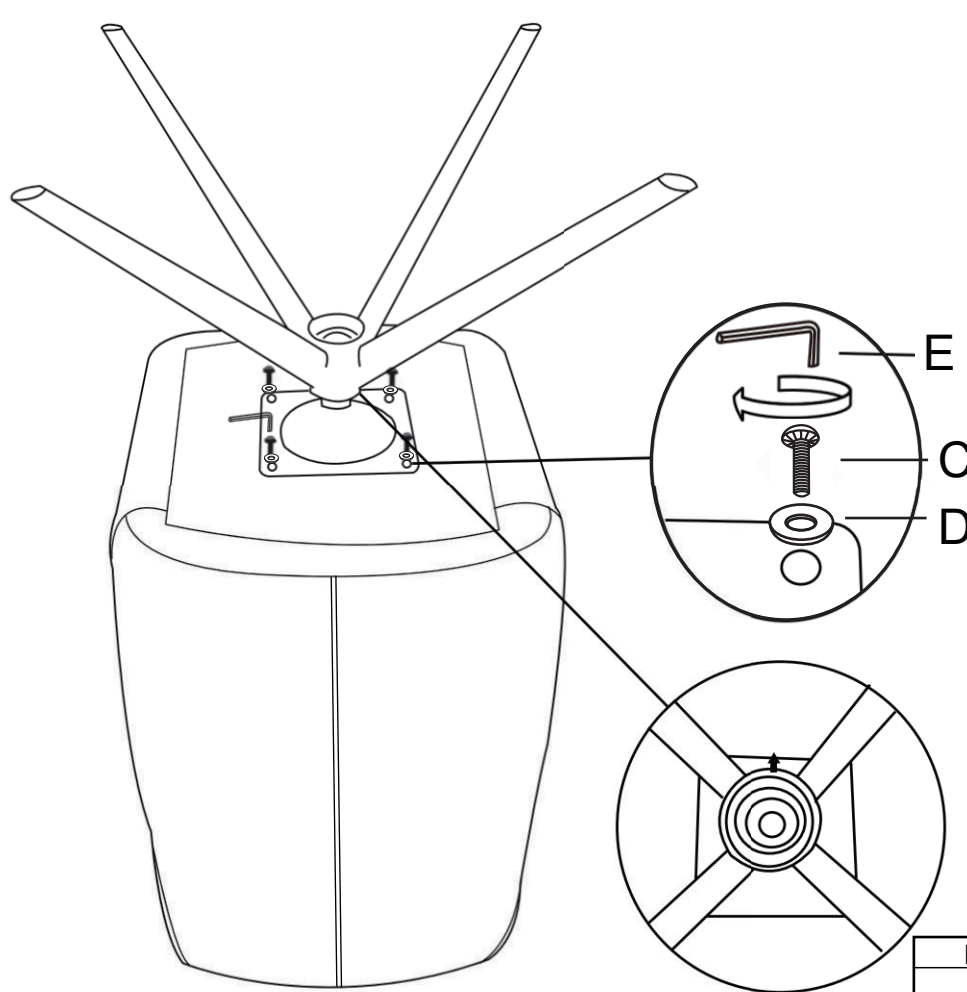
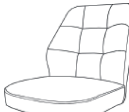






Assemble the frame to the bottomside of the seat with the 4pc. Bolts(C)  
and tighten them with the L-key (E).  
Make sure the arrow on the assembly plate points to the frontside of the chair.



ONE PERSON



NO:	A	B	C	D	E
FITTINGS:					
	SEAT	FRAME	BOLT M6×20MM	Ø6×16×1.5MM	5MM
QTY:	1	1	4	4	1