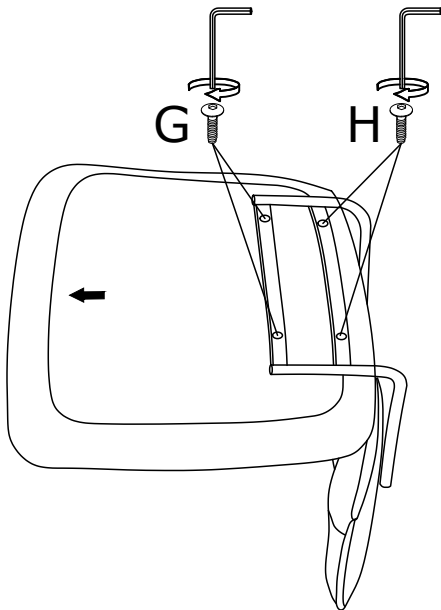



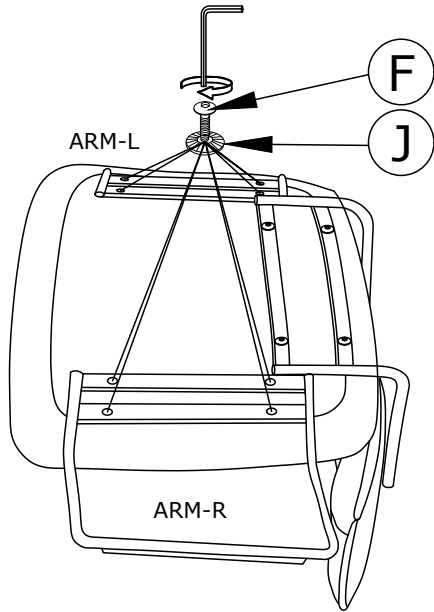


MANOU DINING CHAIR (OPTIONAL WITH ARMS)

- 1 Assemble the backrest (A) to the bottom side of the seat (B) with 2 pc. bolt (H) and 2 pc. bolt (G) by using L-Key (K). Tighten the bolts crosswise at 80%.

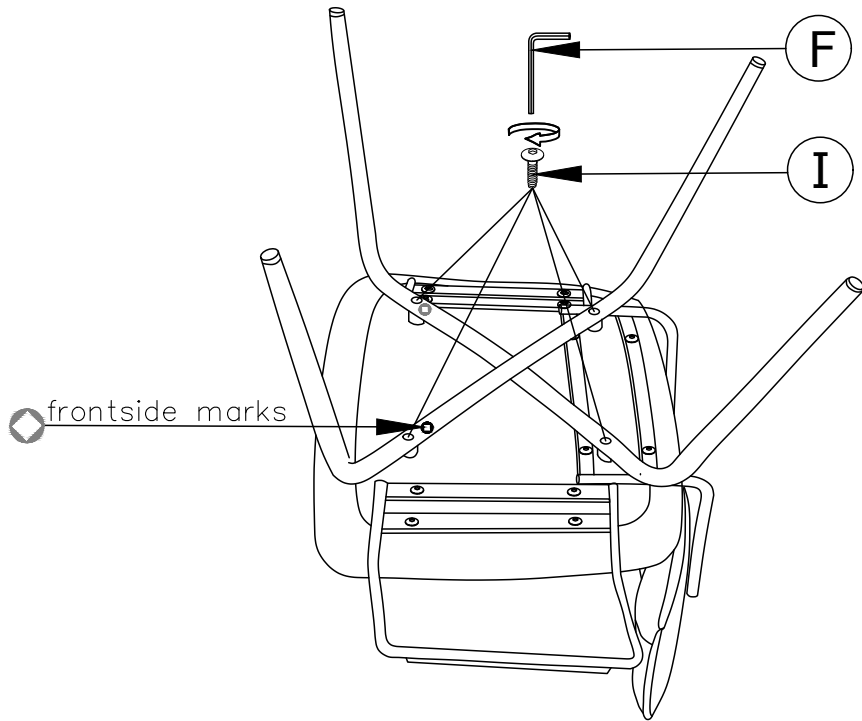


- 2 OPTIONAL THE CHAIR IS SUPPLIED WITH ARM RESTS. Assemble the armrests (D Left and E right) to the bottomside of the seat with 4 pc. Bolts (F) and 4 pc. Washer (J) per arm rest. Only tighten the bolts at 80%.

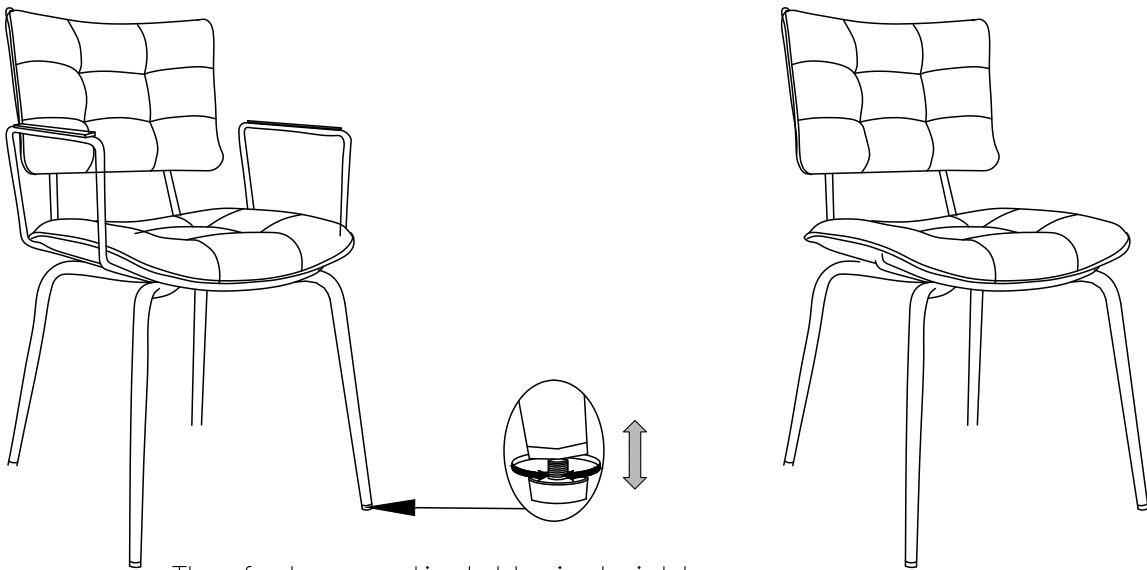


ONE PERSON

- 3 Assemble base frame (C) to the bottomside of the seat with the 4 pc. bolts (I) and tighten them at 80%.



- 4 Put the chair upright and check if all parts are levelled. When okay tighten all screws at 100%.



The feet are adjustable in height. Turn them left or right to adjust the height.



FR

Pensez à
donner ou recycler.



ou



ou



<https://quefairedemesdechets.fr>

NO:	A	B	C	D	E	F	G	H	I	J	K
FITTINGS:											
QTY:	1	1	1	1	1	8	2	2	4	8	1